

# IVAR

## CARE INSTRUCTION

For a durable and easy care surface, treat with oil, wax, varnish, paint or stain.

## ENVIRONMENT

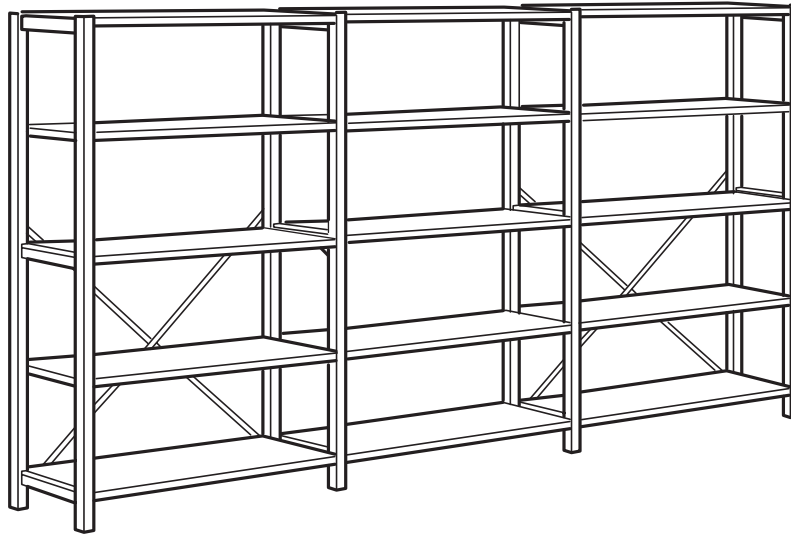
Renewable material (wood fibres).

Renewable material (wood).  
Solid wood – not from intact natural forests.

The material in this product may be recyclable. Please check the recycling rules in your community and if recycling facilities exist in your area.

## SAFETY

We recommend you to fix the furniture to the wall with the enclosed safety bracket to prevent it from tipping over if a child climbs or hangs on it. Different wall materials require different types of fixing devices. Use fixing devices suitable for the walls in your home (not included). For higher stability, complete every second section with a cross-brace.



## Need more space?

By combining parts in the IVAR storage system you can put the space you have to best use. Build upwards and to the sides, make use of corners and complement with cabinets and doors. Connect two side units with a long shelf between them and put your bed underneath. Drill into the solid wood side units and add hooks. Paint or wax the entire shelf in a colour you really like. The possibilities are many – even if the space is limited.

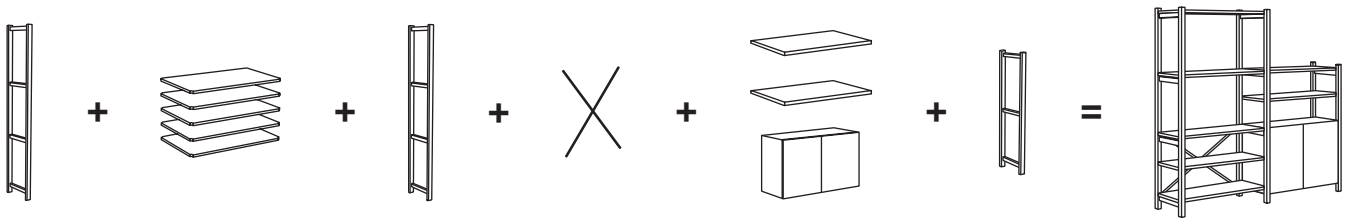
## Good worker

Tired of boxes and things scattered all over your office? With the IVAR storage system you can quickly organise all the office supplies in the stock room, paper piles in the desk area and binders in the archive. Start by thinking about your needs and your space. Then, combine different heights and depths, make use of corners and add the finishing touch with cabinets and doors. You will be surprised at how easy it is to put everything in order. Good luck!



Design and Quality  
IKEA of Sweden


# HOW TO BUILD



First, think about what you have and how much you need to store – books, CDs, binders, etc. Combine the side units with shelves. For the first section you need two side units, shelves and a cross-brace. Extend sideways, either at the same height or a different one. For each additional section, you need

just one side unit, which you link to the storage solution with shelves or a cabinet. To turn a corner you need a corner post and corner shelves. To ensure stability we recommend that you fit a cross-brace to every other section.

# COMBINATIONS




Start by thinking of your needs; then it is easier to create a storage solution just for you. A simple unit can be enough storage for a limited space or the foundation for a larger storage solution if your needs change.

Overall size: 89x179 cm

**This combination: Dhs 275**

Side unit 30x179 cm	837.566.09	2 pcs
Shelf 83x30 cm	101.665.75	5 pcs
Cross-brace 100 cm	877.496.00	1 pc

# COMBINATIONS

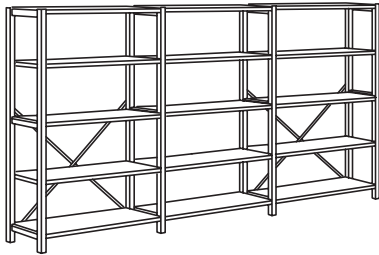


Combine both open and concealed storage; display the things you want - keep the rest safe behind closed doors.

Overall size: 30x166x179 cm

**This combination: Dhs 1150**

Side unit 30x179 cm	837.566.09	3 pcs
Shelf 83x30 cm	101.665.75	6 pcs
Cabinet 80x30x83 cm	400.337.63	2 pcs
Cross-brace 100 cm	877.496.00	1 pc

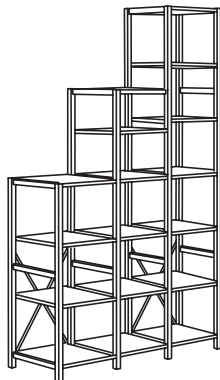


With a spacious storage solution everything has its place; makes it easy to find your things.

Overall size: 30x255x179 cm

**This combination: Dhs 700**

Side unit 30x179 cm	837.566.09	4 pcs
Shelf 83x30 cm	101.665.75	15 pcs
Cross-brace 100 cm	877.496.00	2 pcs



By building in different heights, you can make use of unused space under stairs and sloping ceilings.

Overall size: 50x249x124-226x cm.

**This combination: Dhs 940**

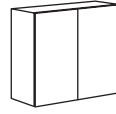
Side unit 50x124 cm	537.558.09	1 pc
Side unit 50x179 cm	637.567.09	1 pc
Side unit 50x226 cm	874.894.09	2 pcs
Shelf 42x50 cm	401.665.74	17 pcs
Cross-brace 70 cm	677.973.00	2 pcs

# ALL PARTS AND PRICES



## Side unit, pine.

30x124 cm	737.557.09	<b>Dhs 50</b>
30x179 cm	837.566.09	<b>Dhs 55</b>
30x226 cm	574.895.09	<b>Dhs 80</b>
50x124 cm	537.558.09	<b>Dhs 65</b>
50x179 cm	637.567.09	<b>Dhs 80</b>
50x226 cm	874.894.09	<b>Dhs 90</b>



**Cabinet**, pine. The door has predrilled holes for hinges on both sides; can be mounted to the right or left. Adjustable shelves; adapt space between shelves

according to your needs.

80x30x83 cm	400.337.63	<b>Dhs 395</b>
80x50x83 cm	700.337.66	<b>Dhs 395</b>



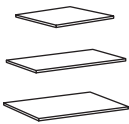
**OBSERVATOR cross-brace** galvanised. Cross-brace helps keep the shelf upright and stable. For higher stability, complete every second section with a crossbrace. A 70 cm long cross-brace is suitable for 40 cm wide sections and a 100 cm long cross-brace is suitable for 80 cm wide sections.

70 cm	677.973.00	<b>Dhs 10</b>
100 cm	877.496.00	<b>Dhs 15</b>



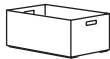
## Chest of 3 drawers, pine.

80x50x57 cm	901.452.68	<b>Dhs 395</b>
-------------	------------	----------------



**Shelf**, pine. Extra shelves give room for new things in your bookcase; add shelves as your storage needs change. Shelf supports are included.

Max load 18 kg.		
42x30 cm	601.665.73	<b>Dhs 25</b>
Max load 20 kg.		
42x50 cm	401.665.74	<b>Dhs 35</b>
Max load 50 kg.		
83x30 cm	101.665.75	<b>Dhs 30</b>
Max load 45 kg.		
83x50 cm	901.665.76	<b>Dhs 50</b>



**Box**, pine. May be completed with castors.

78x49x30 cm	901.452.49	<b>Dhs 175</b>
-------------	------------	----------------